

Thursday Morning Prayer Instructions

Time: Mar 19, 2020 09:15 AM Central Time (US and Canada)

Join Zoom Meeting

<https://zoom.us/j/395290523?pwd=RFU5N3hhN0hDNDVaaUJuczkwOU1EZz09>

Meeting ID: 395 290 523

Password: 577173

Dial by your location

+1 312 626 6799 US (Chicago)

Meeting ID: 395 290 523

Find your local number: <https://zoom.us/u/abyV5w8TIO>

Below are instructions on how to join the call by phone only, using a computer and phone, or using a mobile device:

How to Join a meeting by phone only

1. Dial a 1 312-626-6799.
2. You will be prompted to enter the meeting ID – 395 290 523, followed by #.
3. If the meeting has not already started and join before host is not enabled, you will be prompted to press # to wait if you are participant.
4. You will be prompted to enter your unique participant ID. This only applies if you have joined on the computer or mobile device or are a panelist in a webinar. Press # to skip.

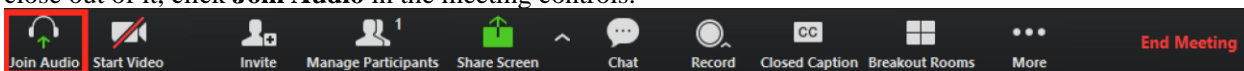
Phone controls for participants

The following commands can be entered via DTMF tones using your phone's dial pad while in a Zoom meeting:

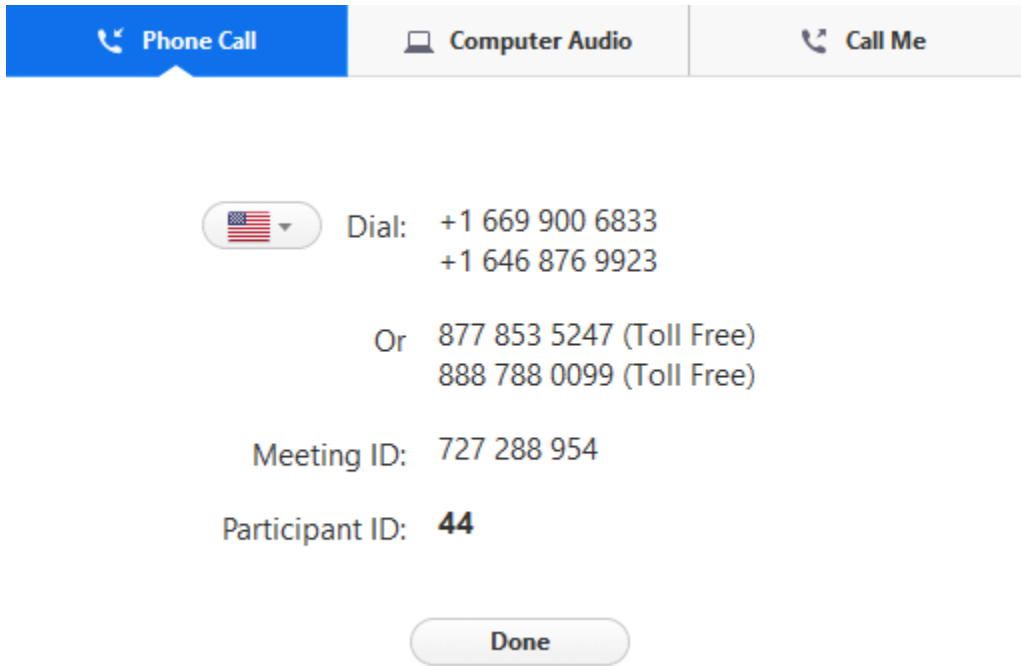
- *6 - Toggle mute/unmute
- *9 - Raise hand

Joining meeting audio by phone

1. After joining a Zoom meeting, you will be prompted to join the audio automatically. If this prompt does not appear or you close out of it, click **Join Audio** in the meeting controls.



2. Click **Phone Call**.



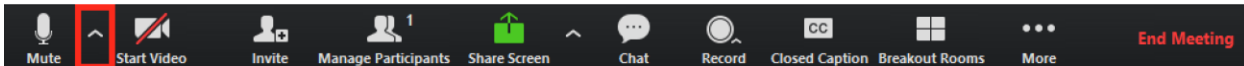
3. Follow the instructions for dialing in:

- Select the country you're calling from in the flag drop-down menu.
- Call one of the numbers provided.
- Enter your meeting ID followed by #.
- Enter your participant ID followed by #.

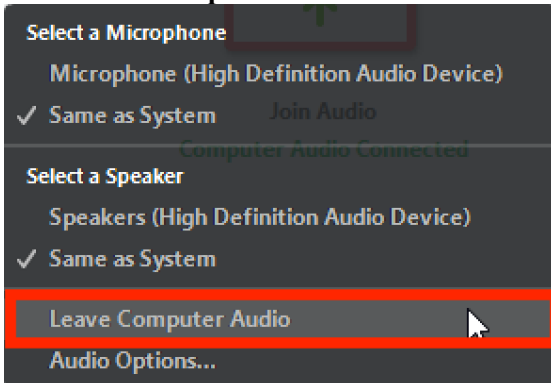
Joining meeting audio by phone after joining computer audio

If you joined computer audio automatically, you can leave the computer audio and join by phone.

1. Click the arrow next to **Mute/Unmute**.



2. Click **Leave Computer Audio**.



3. Click **Phone Call** and follow the prompt to dial in.